




# Rules and Expectations

- Make sure that your microphone is **turned off**.  
請確保你的咪調至靜音模式。
- Keep your camera **turned on**.  
請打開你的視像鏡頭。
- If you disturb the lesson, you will be **invited to leave** the class.  
若您干擾課堂的進行，將被邀離開本課堂。
- Please make use of the message box to answer questions.  
訊息功能只供回答課堂問題之用，請勿閒聊。
- Do not take photos or videos during the lesson.  
課堂進行期間請勿拍照或錄影。



# 固定畫面(電腦版本)




按下揷釘把畫面鎖定

路德會聖十架學校  
Holy Cross Lutheran School

跨學科課業  
通識、視覺藝術科

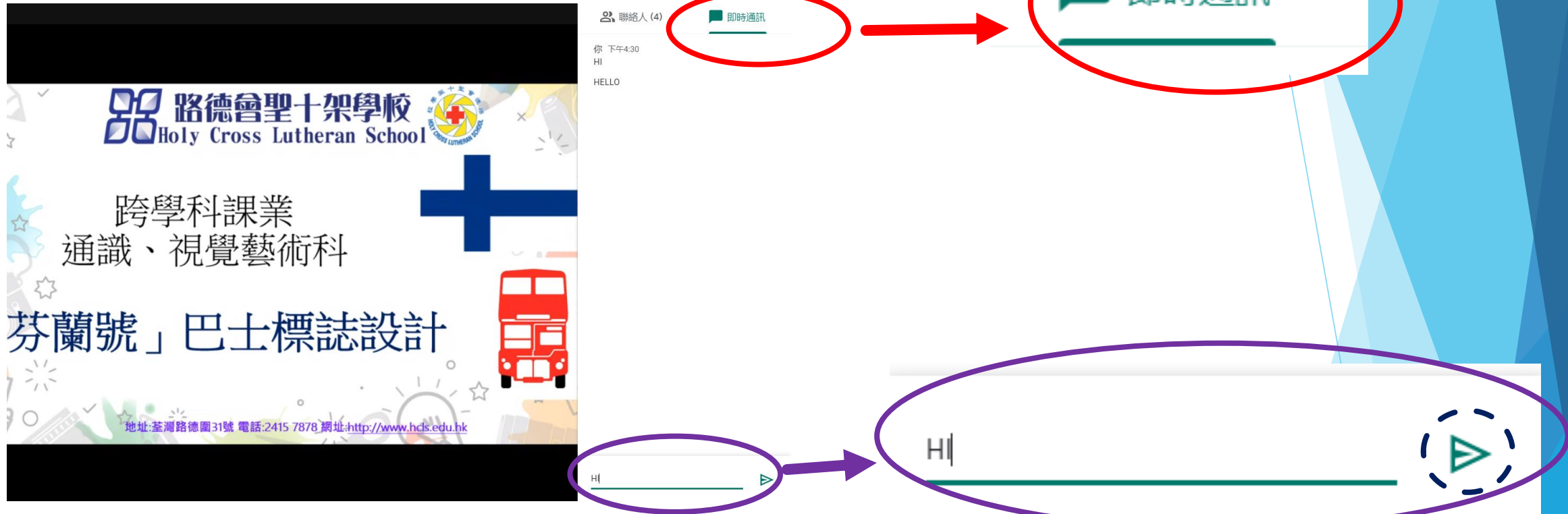
「芬蘭號」巴士標誌設計

地址: 荃灣路德園31號 電話: 2415 7878 網址: <http://www.hcls.edu.hk>



當揷釘變成藍色時，即畫面已經鎖定

# 發言(電腦版本)



The screenshot shows a WeChat group chat interface. On the left, a presentation slide is displayed with the following content:

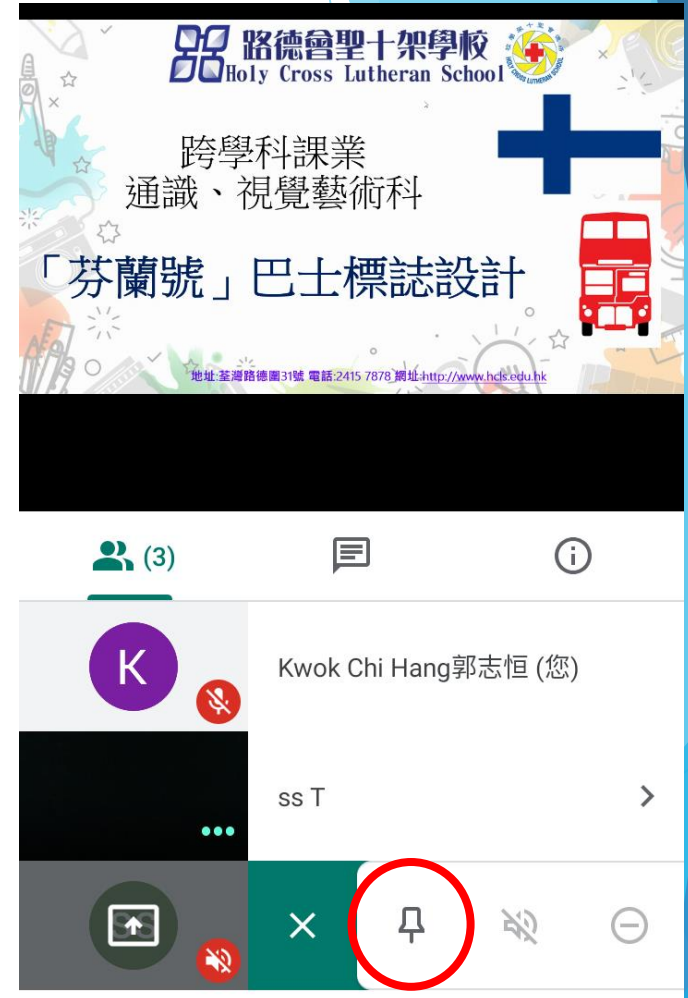
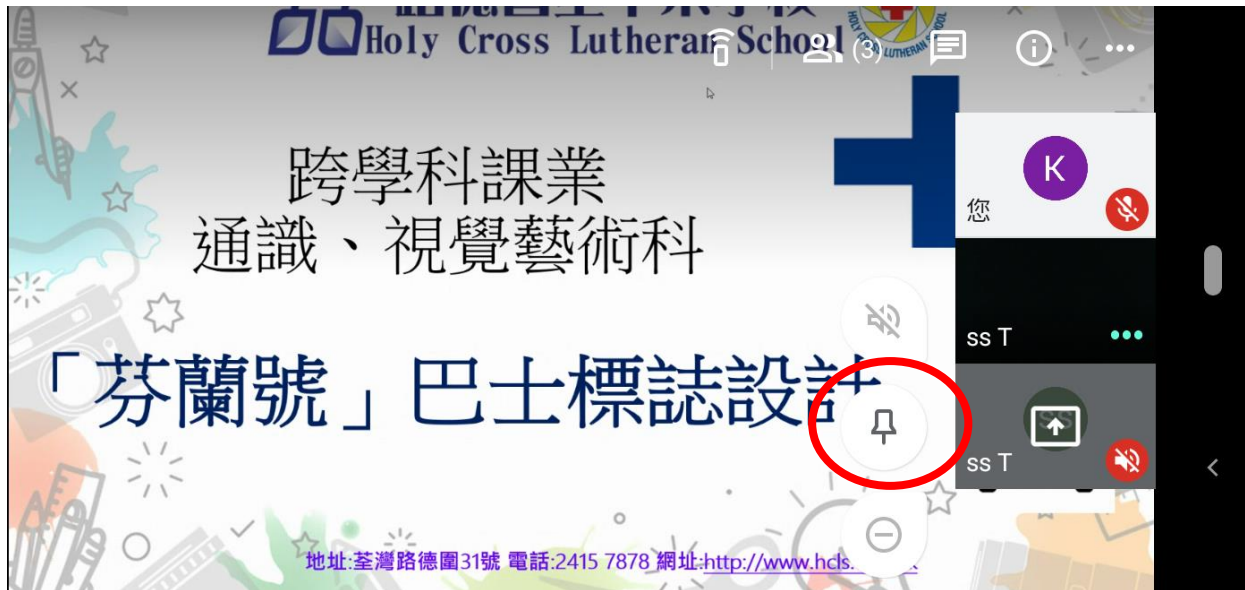
- 路德會聖十架學校 Holy Cross Lutheran School
- 跨學科課業 通識、視覺藝術科
- 芬蘭號」巴士標誌設計
- 地址:荃灣路德園31號 電話:2415 7878 網址:http://www.hcls.edu.hk

On the right, the chat interface shows:

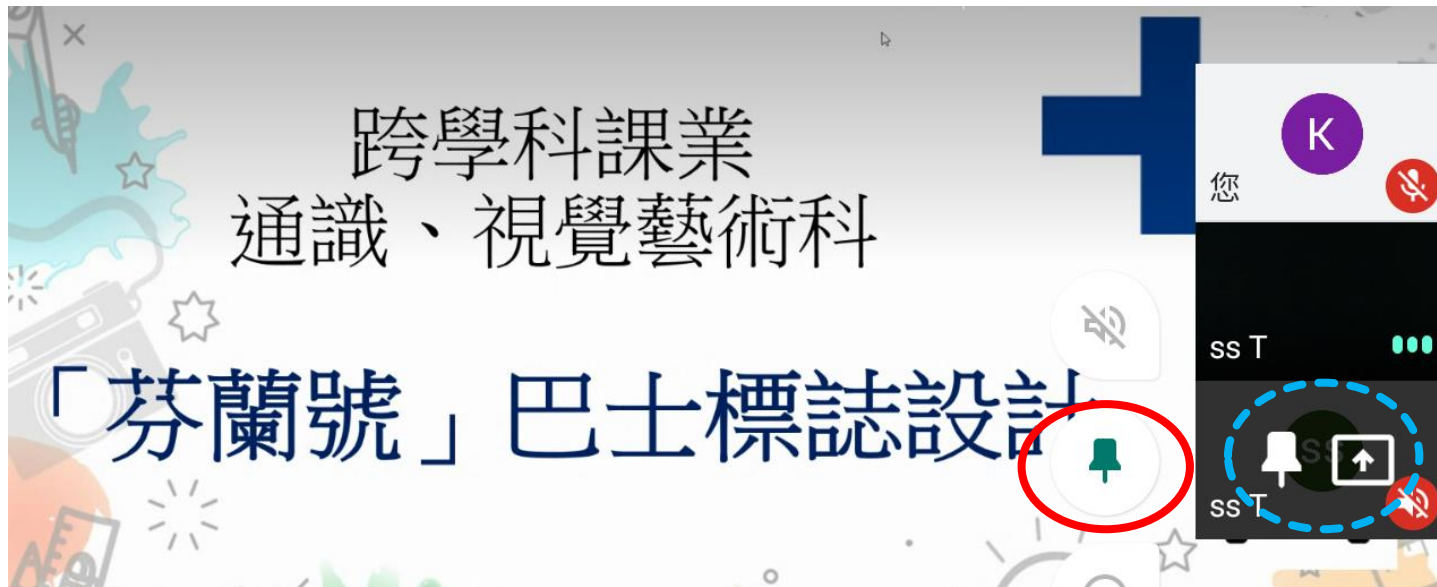
- 聯絡人 (4)
- 你 下午4:30 HI HELLO
- A red circle highlights the '即時通訊' (Instant Messaging) icon in the top navigation bar.
- A red arrow points from this icon to a larger '即時通訊' button in the top right corner.
- A purple circle highlights the text input field at the bottom, which contains the text 'HI'.
- A purple arrow points from this input field to a larger view of the input field at the bottom right, which also shows a green send button (arrow icon) on the right side.

按右方即時通訊，並在右下方輸入文字  
輸入文字後並按箭頭發佈文字

## 固定畫面(手機版本)

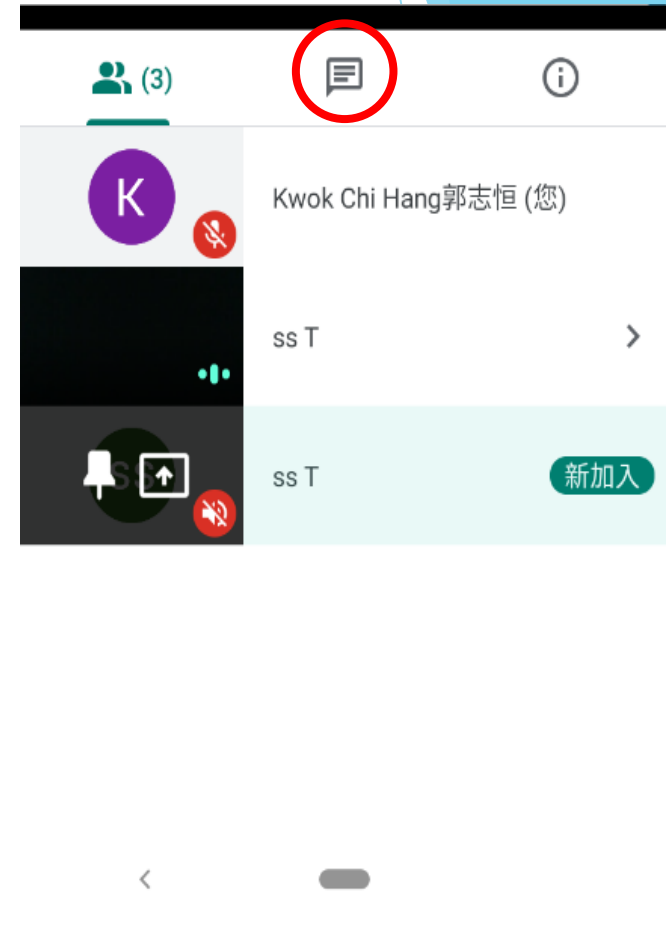
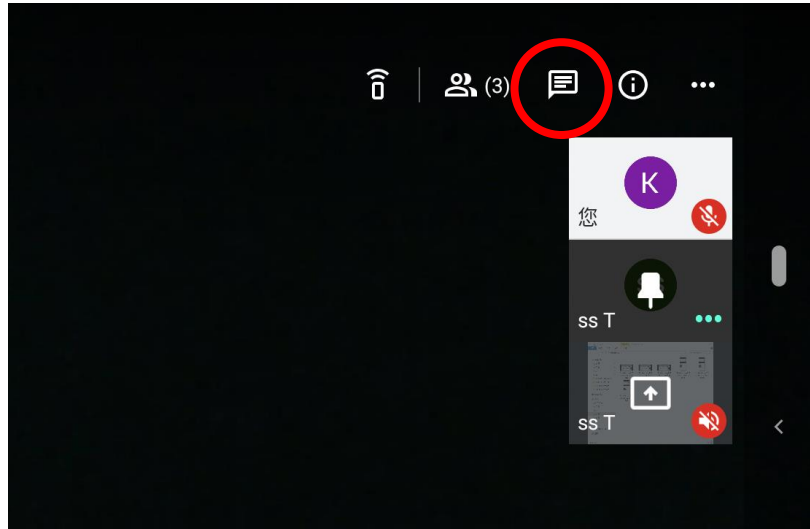


點選要鎖定的畫面，按下揷釘把畫面鎖定

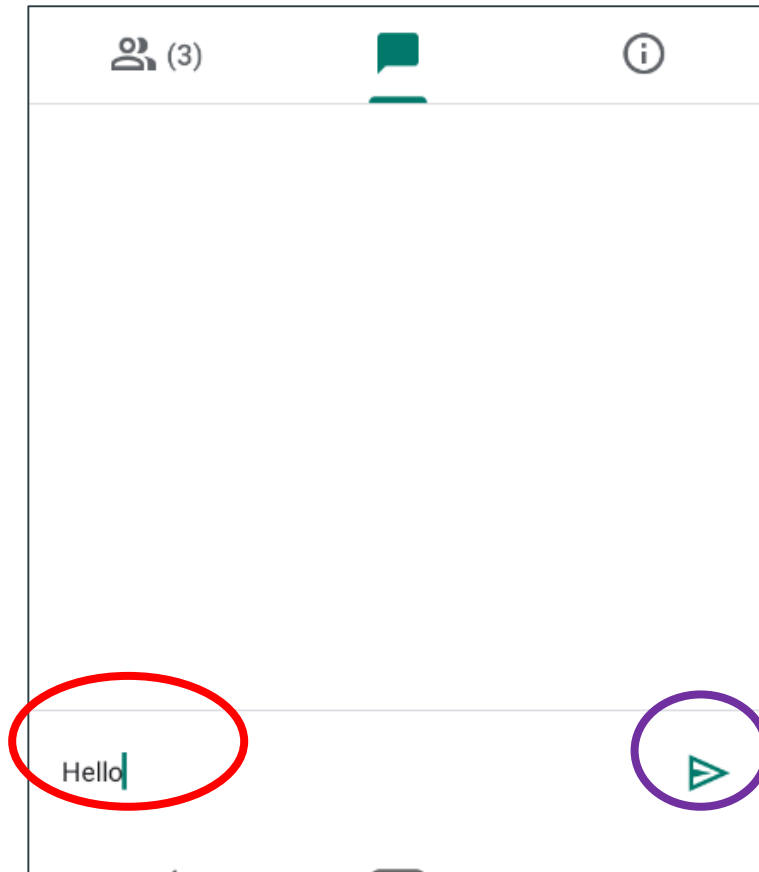


當揷釘變成綠色時，即畫面已經鎖定  
或在人物圖示上有個白色的揷釘，即畫面已經鎖定

# 發言(手機版本)



按下圖示 



在下方輸入文字，輸入文字後並按箭頭發佈文字